



Welcome to Year 6!

6 Warhol



Mrs Robertson
Mrs Stevenson

6 Lee



Miss Thompson

6 Goodall



Mrs Hull
Mrs Ghadiyali



Mrs Bonner



Mrs Iqbal



Mrs Al-Quraishi



Mrs Bhumra



Every Child Flourishing



Show kindness



Do the right thing



Build belonging

Our Rules: be ready, respectful and safe



What behaviours do we want to be the norm?



ready

Come to school on time.

Look at and listen to the person talking.

Follow instructions the first time.

Start work straight away.

Wear the correct uniform.

Line up promptly.

Come to school with the correct equipment.



respectful

Greet adults politely when we arrive each morning.

Thank the adults that we work with at the end of the day when we leave.

Pick up after ourselves and others.

Do things for others because it feels good.

Work hard in lessons.

Notice when others have done something for me.

Hold doors open.

Win gracefully.



safe

Move calmly around the school and outside.

Use play equipment properly.

Kind hands and feet.

Tell an adult if something is wrong.


Play only in the places allowed.

Use technology responsibly.

Wash hands regularly.

Catch and bin coughs and sneezes.

Equipment needed



- Blue or black handwriting pens
- Pencils
- Ruler
- Rubber
- Simple pencil case
- Sharpener
- Purple pen
- Coloured pencils
- Highlighter
- Scissors
- Glue stick

Uniform

Uniform

Courthouse sweater/cardigan

White Shirt

Green tie

Grey trousers/shorts/skirt

Black/Grey or White socks (plain)

Black Shoes

Hair bands, clips and bows should be strictly functional. (Green, black or white)

PE KIT

Black/Green P.E. shorts or Black Skort

Courthouse Black/Green PE Shirt

Black jogging bottoms

Courthouse Green hooded sweatshirt

Swimming shorts (above the knee) or Swimming Costume (no 2 pieces)

Swimming cap

Trainers Plain

All children MUST have a swimming cap for the pool.

Uniform

School shoes



What you'll learn in Year 6

English

Adventure tale-
Dead Man's Cove

Warning tale-
The Caravan

Beating the monster story-
Beowulf

Learning a lesson-
The Freedom Bird

History/Geography

Battle of Britain

Local/global geography

The Plague/Great fire of
London

Climate change

British Monarchy

Science

Electricity

Light

Evolution

Animals including humans

Living things and their
habitats

SATs

Mock SATs – October 2024

Mock SATs- February 2025

Mock SATs- April 2025

SATs- week commencing 12th May 2025

More information will follow.

Children that made excellent progress in year 6 last year...




Read every day and completed AR quizzes.



Were inspired by the success of others.



Learnt Talk for Writing stories well.



Knew times tables and number facts.



Worked hard in lessons - embraced challenges.



Always asked questions when unsure.

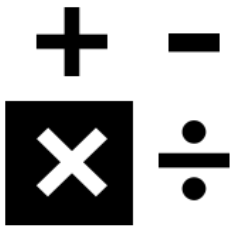
Homework




Read every day (MyON)
and completed AR
quizzes.



CPG books



Knew times tables and
number facts. Numbots/
TTR



Practice spellings




Learn to tell the time

How to contact us



1. Speak to class teachers on the door after dismissing the children at the end of the school day.



2. Email the office. Will get back to you as soon as possible.



3. Quick note

OPAL



What is play?

Engage in activity for enjoyment.

A range of intrinsically motivated activities done for recreational pleasure and enjoyment.

What is play?

20% of the school day

1 full day over a week

7 years at primary = 1.4 years at play

Time cost – behaviour

Weather dependant

Benefits of play:

- increased prosocial behaviour
- reduction of conflicts
- development of social and emotional skills
- better problem-solving skills
- improved self-regulation
- improved self-confidence
- reduced boredom, stress and injury

Risk management not risk removal

Key message: 'Play is great for children's well-being and development. When planning and providing play opportunities, the goal is not to eliminate risk, but to weigh up the risks and benefits. No child will learn about risk if they are wrapped in cotton wool'.



Health and Safety
Executive

We need your help!

LOOSE PARTS?

Loose parts are items that can be used to facilitate different kinds of play, or any material that a child can manipulate for playful purposes.

Natural Loose Parts



Upcycled Loose Parts




We recommend that your child has:











Questions